



Gallatin Gateway Elem

100 Mill Street
Gallatin Gateway, MT 59730

Grades Served: K -

Student Enrollment: 15

Per Pupil Expenditures: \$12,971.9

Total ESSER I, II, and III Allocations: \$203,40

Montana Accountability System

As required under the Every Student Succeeds Act (ESSA), Montana developed an accountability system to meaningfully differentiate schools by the support needed.

Schools are identified as one of the following:

- Comprehensive Support & Improvement (CSI) Schools
- Targeted Support & Improvement (TSI) Schools
- Universal Support Schools

[Click here for more detail about Accountability](#)

Mathematics



| | Novice | Nearing Proficient | Proficient |
|----------|--------|--------------------|------------|
| District | 13% | 26% | 31% |
| State | 35% | 30% | 21% |

Reading



| | Novice | Nearing Proficient | Proficient |
|----------|--------|--------------------|------------|
| District | 11% | 16% | 37% |
| State | 30% | 24% | 29% |

Due to rounding, percentages on each page may not add up to 100%.

An asterisk (*) indicates this number has been suppressed for student privacy and security reasons ([Privacy and Security Details](#)).

2021-22 District Report Card

8
12
12
17

Schools Within District

Click below for detailed information about each school

- [Gallatin Gateway 7-8](#)
- [Gallatin Gateway School](#)

Due to rounding, percentages on each page may not add up to 100%.
An asterisk (*) indicates this number has been suppressed for student privacy and security reasons ([Privacy & Security Details](#)) or the data was either not available or could not be reported. For more information about why data may not be available or reported, visit the [Report Card Information page](#).

[Report Card Definitions & Methodology](#)

Student Achievement Scores

Advanced

| |
|-----|
| 29% |
| 14% |

Advanced

| |
|-----|
| 37% |
| 17% |

Due to rounding, percentages on each page may not add up to 100%.
An asterisk (*) indicates this number has been suppressed for student privacy and security reasons ([Privacy and Security Details](#)).

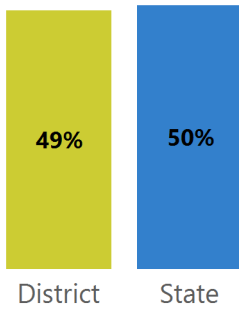
Science



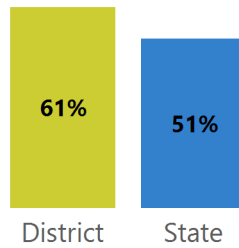
| | Novice | Nearing Proficient | Proficient |
|----------|--------|--------------------|------------|
| District | 8% | 23% | 41% |
| State | 27% | 37% | 24% |

[Click here for more detail about Student Achievement](#)

% of students showing progress in Reading



% of students showing progress in Mathematics



English Learners

- # English Learners *
- # Assessed *
- % Achieved Proficiency *
- % Students Showing Progress on the EL Assessment *

% of students with at least 95% attendance for the entire school year

[Click for more information on Attendance](#)

**Due to rounding, percentages on each page may not add up to 100%.
An asterisk (*) indicates this number has been suppressed for student privacy and security reasons ([Privacy and Security Details](#)).**

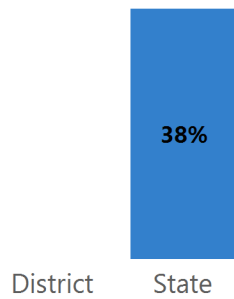
Advanced

| |
|-----|
| 28% |
| 12% |

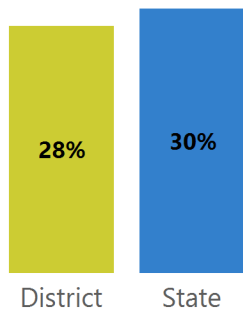
Novice Nearing Proficient Proficient Advanced

Student Achievement Progress Scores

% of English Learners showing progress toward English proficiency



School Attendance



Educator Qualifications

[Click here for details on Educator Qualifications \(inexperienced educators, emergency provisional licenses, educators working out of field\)](#)

School Quality, Climate, and Safety

Source: Civil Rights Data Collection [as published by the US Department of Education Office of Civil Rights](#).

An asterisk (*) indicates this number has been suppressed for student privacy and security reasons ([Privacy & Security Details](#)).

[Click here for details on Montana Civil Rights Data Collection](#)

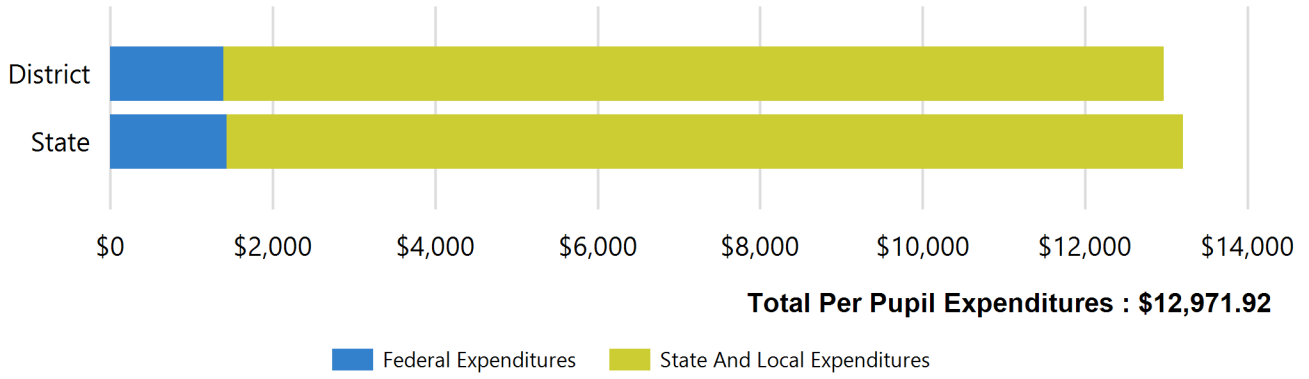
School Finance

Due to rounding, percentages on each page may not add up to 100%.

An asterisk (*) indicates this number has been suppressed for student privacy and security reasons ([Privacy and Security Details](#)).

**Due to rounding, percentages on each page may not add up to 100%.
An asterisk (*) indicates this number has been suppressed for student privacy and security reasons ([Privacy and Security Details](#)).**

Per Pupil Expenditures for Gallatin Gateway Elem



[Click here for more details on Per Pupil Expenditures](#)

ESSER I, II, and III Allocations

Total Allocations **\$203,407**

For more information about ESSER Finance data, view the dashboard on the [OPI GEMS website](#).

**Due to rounding, percentages on each page may not add up to 100%.
An asterisk (*) indicates this number has been suppressed for student privacy and security reasons ([Privacy and Security Details](#)).**